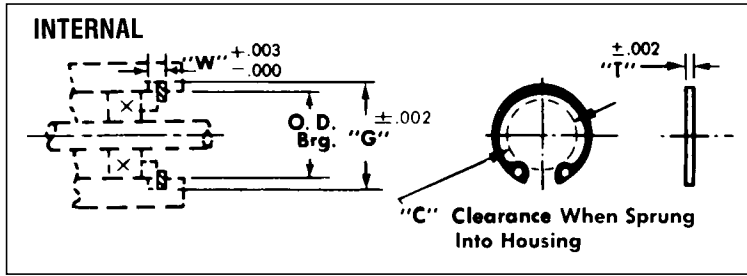


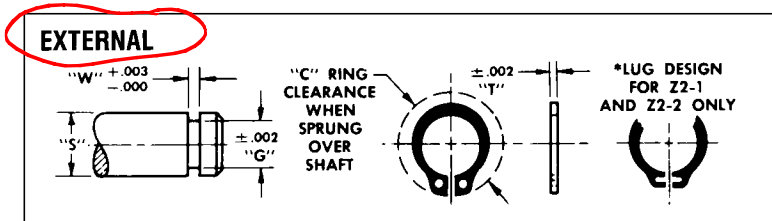
# RETAINING RINGS

Internal, External, External-E Ring, Bowed Series



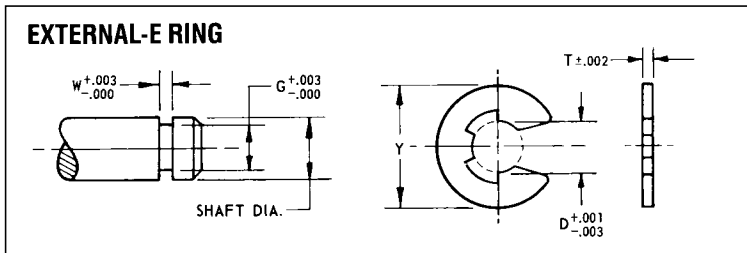
Material: PH 15-7 MO Stainless Steel

Maximum Shaft Dia. (Ref.)	Groove Dims.		T	C	O.D. Brg.	Part No.
	G	W				
.156	.397	.029	.025	.20	.375	Z1-1
.187	.530	.039	.035	.26	.500	Z1-2
.250	.665	.039	.035	.34	.625	Z1-3
.375	.931	.046	.042	.54	.875	Z1-5



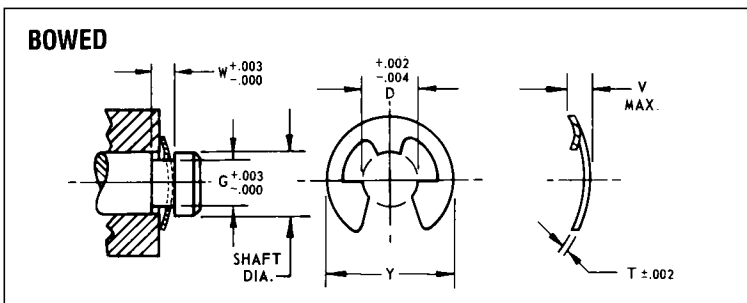
Material: PH 15-7 MO Stainless Steel  
\*Beryllium Copper

Shaft Dia. (Ref.)	Groove Dims.		T	C	Part No.
	G	W			
.125	.117	.012	.010	.22	*Z2-1
.187	.175	.018	.015	.30	*Z2-2
.250	.230	.029	.025	.45	Z2-3
.375	.352	.029	.025	.61	Z2-5
.500	.468	.039	.035	.77	Z2-6



Material: PH 15-7 MO Stainless Steel

Shaft Dia.	Groove Dims.		Y	D	T	Part No.
	G	W				
.093	.074	.018	.187	.073	.015	Z3-7
.125	.095	.018	.230	.094	.015	Z3-1
.156	.116	.029	.282	.114	.025	Z3-8
.187	.147	.029	.335	.145	.025	Z3-2
.250	.210	.029	.527	.207	.025	Z3-3
.312	.250	.029	.500	.243	.025	Z3-4
.375	.303	.039	.660	.300	.035	Z3-5
.500	.396	.046	.800	.392	.042	Z3-6



Material: PH 15-7 MO Stainless Steel

Shaft Dia.	Groove Dims.		Y	D	T	V Max.	Part No.
	G	W					
.125	.095	.022	.230	.094	.010	.033	Z4-1
.187	.147	.030	.335	.145	.015	.043	Z4-2
.250	.210	.049	.527	.207	.025	.067	Z4-3
.312	.250	.047	.500	.243	.025	.065	Z4-4
.375	.303	.060	.660	.300	.035	.076	Z4-5
.500	.395	.073	.800	.392	.042	.093	Z4-6

## RETAINING RINGS KIT

Description of Contents	Number of Parts	Part No.
Retaining Rings-Stainless Steel Bearing, Shaft, and Snap Types for shaft sizes 1/8" to 1/4".	400	Y9K