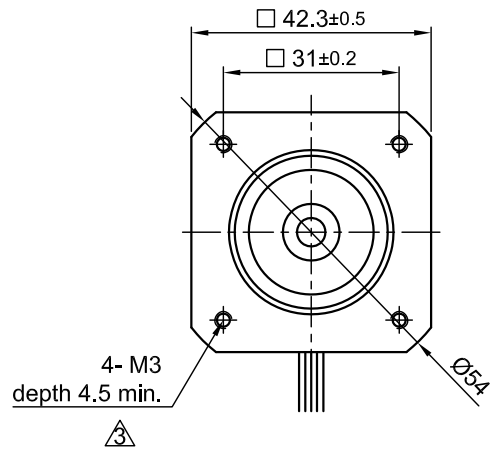
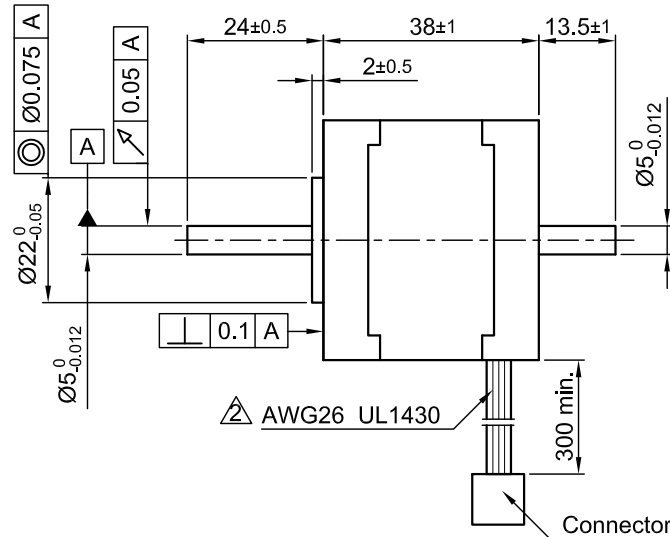


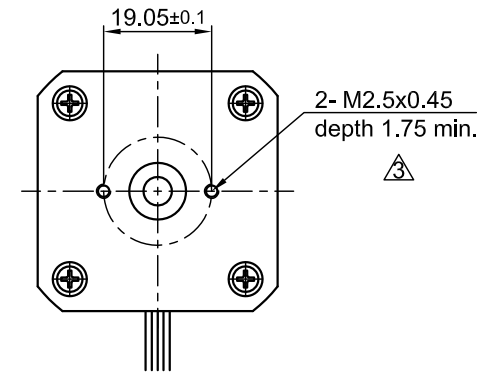
Front view and mounting



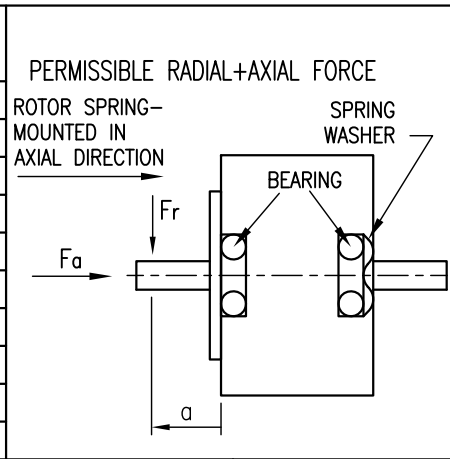
Side view



Rear view



SPECIFICATION	CONNECTION	
	UNIPOLAR OR BIPOLAR-1 WINDING	BIPOLAR SERIAL
VOLTAGE (VDC)	12	17.0
AMPS/PHASE	0.4	0.28
RESISTANCE/PHASE (Ohms)@25°C	30±15%	60±15%
INDUCTANCE/PHASE (mH) @1KHz	25±20% \triangle	100±20% \triangle
HOLDING TORQUE (Nm) [lb-in]	0.28 [2.478]	0.396 [3.505]
DETENT TORQUE (Nm) [lb-in]	0.98x10 ⁻² [8.673x10 ⁻²]	
STEP ANGLE (°)	1.8	
STEP ACCURACY (NON-ACCUM)	±5%	
ROTOR INERTIA (Kg-m ²) [lb-in ²]	5.7x10 ⁻⁶ [1.95x10 ⁻²]	
WEIGHT (Kg) [lb]	0.24 [0.53]	

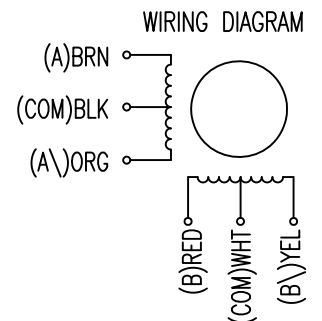


TYPE OF CONNECTION (EXTERN)	MOTOR				
	BIPOLAR		CONNECTOR PIN NO.	LEADS	WINDING
UNIPOLAR	1WINDING	SERIAL			
A ---	A ---	A ---	1	BRN	A
COM ---	COM ---	---	5	BLK	COM
A\ ---	---	A\ ---	3	ORG	A\
B ---	B ---	B ---	2	RED	B
COM ---	COM ---	---	6	WHT	COM
B\ ---	---	B\ ---	4	YEL	B\

for >speed ←
for <speed ←

FULL STEP 2 PHASE-Ex., WHEN FACING MOUNTING END (X)

STEP	A	B	A\	B\	CCW	CW
1	+	+	-	-	↓	↑
2	-	+	+	-	↓	↑
3	-	-	+	+	↓	↑
4	+	-	-	+	↓	↑



TEMPERATURE RISE: MAX.80°C (MOTOR STANDSTILL; FOR 2 PHASE ENERGIZED)		AXIAL-FORCE Fa (N)		Fa=7			
AMBIENT TEMPERATURE -10~ 50°C [14°F ~ 122°F]		DISTANCE a (mm)		5	10	15	20
INSULATION RESISTANCE 100 MOhm (UNDER NORMAL TEMPERATURE AND HUMIDITY)		RADIAL-FORCE Fr (N)		58	36	26	20
INSULATION CLASS B 130° [266°F]				AXIAL		RADIAL	
DIELECTRIC STRENGTH 500VAC FOR 1 MIN. (BETWEEN THE MOTOR COILS AND THE MOTOR CASE)		SHAFT PLAY (mm)		0.08		0.02	
AMBIENT HUMIDITY MAX. 85% (NO CONDENSATION)		AT LOAD MAX: (N)		4.5		4.5	

3	rework draw/change depth M2.5/M3	09.02.16	A.S.
2	UL NO.	03.03.09	J.W.
1	INDUCTANCE	26.04.07	J.W.
REV	DESCRIPTION	DATE	DRN



Surface specification DIN ISO 1302	General tolerances DIN ISO 2768- cH	Work piece edge DIN ISO 13715
---------------------------------------	--	----------------------------------

APVD	S.Ha.	26.02.07
CHKD		
DRN	J.W.	29.11.06
SIGNATURE	DATE	

STEPPING MOTOR

DWG.NO

ST4118M0406-B